

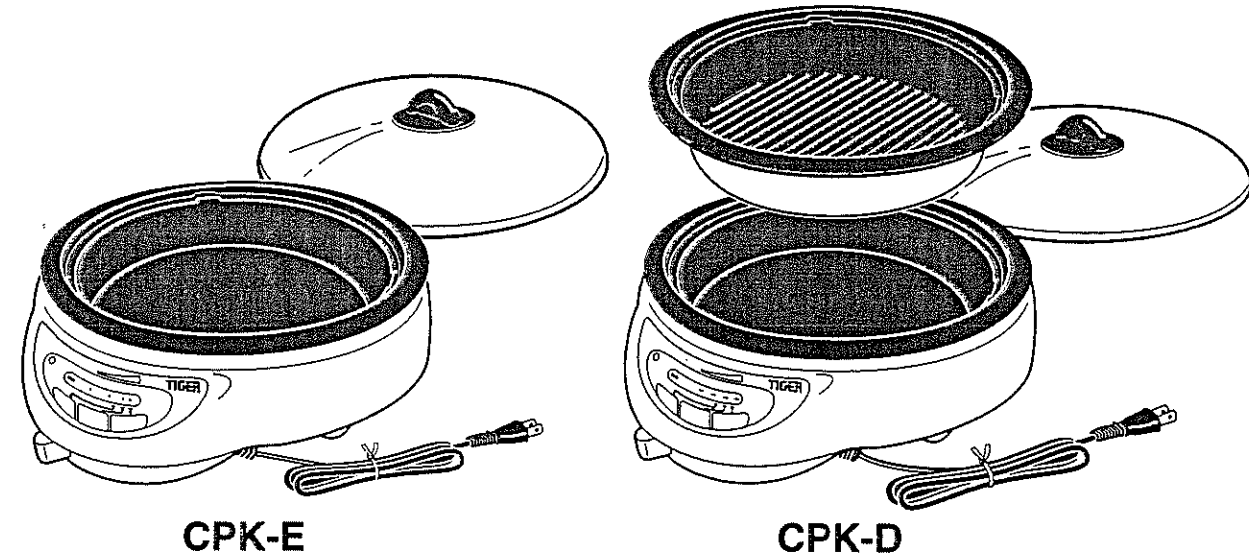
MODEL NUMBER / 機型		CPK-D130	CPK-E13S
TEMPERATURE CONTROL LIMITATION (°C) 溫度調節範圍(大約)°C		80(WARM)~230 80(保溫)-230	80(WARM)~230 80(保溫)-230
HEATER 加熱層		Sheath Heater 覆蓋加熱器	Sheath Heater 覆蓋加熱器
OUTER DIMENSIONS (cm) 外形尺寸(大約)cm	WIDTH 寬度	33.5	33.5
	DEPTH 深度	36.8	36.8
	HEIGHT 高度	18.9	18.9
DEEP-PAN DEPTH 深鍋深度(大約)cm		6	6
DEEP-PAN FULL CAPACITY (L) 深鍋滿水容量(大約)L		3.4	3.4
NET WEIGHT (kg) 重量(大約)kg		4.0	3.2

## GRILL PAN (ELECTRIC SKILLET)

Extra plate include (CPK-D only)

# CPK-D CPK-E

### 虎牌電火鍋



For Household Use Only

### OPERATING INSTRUCTIONS

Thank you very much for purchasing Tiger's Product.

Before using it, kindly read thoroughly until the end of this Operating Instructions.

After reading, please keep it for user's references in reach at any time.

In case while using our product, if any unknown problem should occur, it certainly will be of your help.

### 使用說明書

承蒙惠購虎牌電火鍋，謹此致謝。使用前請詳閱本說明書。關閉後請務必存放在使用者隨時可以看到的地方，以便使用中若有不明瞭的地方或操作不順利時可再行查閱。

TIGER CORPORATION

Head Office  
3-1 Hayami-cho, Kadoma City, Osaka, 571-8571 Japan

Printed in Japan

## IMPORTANT SAFEGUARDS

When using electrical appliance, basic safety precautions should always be followed including the following:

1. Read all instructions.
2. Do not touch hot surfaces. Use handles or knobs.
3. To protect against electric shock, do not immerse cord plug or in water or other liquid.
4. Close supervision is necessary when any appliance is used by or near children.
5. Unplug from outlet when not in use and before cleaning. Allow to cool before putting on or taking off parts, and before cleaning the appliance.
6. Do not operate any appliance with a damaged cord or plug or after the appliance malfunctions, or has been damaged in any manner. Return appliance to the nearest authorized service facility for examination, repair or adjustment.
7. The use of accessory attachments not recommended by the appliance manufacturer may cause injuries.
8. Do not use outdoors.
9. Do not let cord hang over edge of table or counter, or touch hot surfaces.
10. Do not place on or near a hot gas or electric burner, or in a heated oven.
11. Extreme caution must be used when moving an appliance containing hot oil or other hot liquids.
12. To disconnect, turn any control to "off", then remove plug from wall outlet.
13. Do not use appliance for other than intended use.

## 14. SAVE THESE INSTRUCTIONS

Servicing should be performed by an authorized service representative. This product is intended for household use only.

If the supply cord is damaged, it must be replaced by the special cord.

The following instruction shall be applicable only for 120V:

This appliance has a polarized plug (one blade is wider than the other). To reduce the risk of electric shock, this plug is intended to fit into a polarized outlet only one way. If the plug does not fit fully into the outlet, reverse the plug.

If it still does not fit, contact a qualified electrician. Do not attempt to modify the plug in any way.

## PRECAUTIONS AND REQUESTS / 注意及拜托事項 (使用前請詳讀)

Make sure to read it before usage to prevent Fire, Electrification, Burnt and Malfunction. 請遵守下列事項，以避免造成火災、燙傷、觸電、故障等意外事故發生。

### CONCERNING CORRUGATED PLATE AND DEEP-PAN / 關於波形鐵板、深鍋

**Do not use a metallic turner or knife.**

請勿使用鐵鏟、刀子。

- The fluorocarbon resin coating may be damaged causing corrosion.
- 否則會損傷鍋面、板面，造成腐蝕。



**Do not leave cookings or water in pan for long time.**

烹調剩下的湯汁請勿留置鍋內。

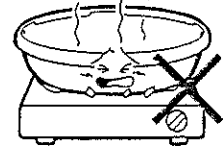
- The pan material will corrode and fluorocarbon resin coating may peel.
- 否則容易腐蝕鍋板表面，造成氟樹脂表面剝落。



**Do not put the empty pan directly on an open fire such as a gas heater.**

不可放在瓦斯爐上，空鍋烹煮。

- The fluorocarbon resin coating may become crucially damaged.
- 否則容易損傷鍋子，甚至造成變形。



### BEFORE OPERATION / 使用前

## WARNINGS / 警告

**Do not let children use it or keep it in place where infants can be in touch easily.**

請勿任由幼童單獨使用或是放在幼兒易觸及的地方。

- Burnt, Electrification, Injuries may be caused.
- 以免因之造成燙傷、觸電。



**Insert into Power source directly in 15A Socket for singular usage.**

請單獨使用15A以上的插座。

- Using it along with other apparatus from distributable socket may create abnormally high-temperature causing Fire.
- 若與其它器具並用，分支的插座會異常發燙，且易冒出火花。



**Do not use other than AC:local voltage.**

請勿使用定格電壓以外的插座。

- May cause Fire, Disaster or Electrification.
- 否則易釀成火災或發生觸電。

**Do not damage cord or use damaged cord, or reform appliance, bend cord by force, pull cord, twist cord, or bind cord together.**

請勿使用損傷的電源線。

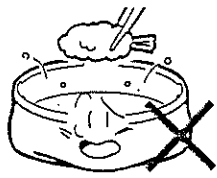
- Loading heavy thing on cord or squeezed cord may cause damage on Electric Power-Cord creating Fire and Electrification.
- 否則會造成觸電、短路、冒火等意外。

## CAUTIONS! / 注意

Do not use for deep-frying.

請勿用來炸物。

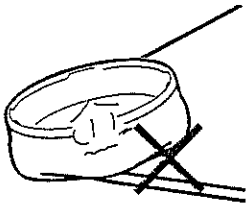
- May cause Fire.
- 以免導致火災。



Do not put it on unstable place, or on rugs weak against heat material.

請勿在傾斜不平穩的地方或是不耐熱的墊物上使用。


- May cause Fire.
- 以免釀成火災。



Do not use multiple-plugging.

請勿一個插座數個插頭。

- May cause Fire or Disaster.
- 否則易釀成火災。



Do not put any other object except Corrugated-Plate and Deep-Pan on Main Body.

鍋體上不可放置波形鐵板、深鍋以外的器具。


- Kindly refrain from placing any object except Corrugated-Plate and Deep-Pan on Main Body.
- 鍋體上不可放置波形鐵板、深鍋以外的器具。(其它的鍋子、水壺等)



Handle appliance with care.

小心使用。

- Be careful not to drop Main Body, Corrugated-Plate and Deep-Pan or to hit them on foreign hard-objects.
- 鍋體、波形鐵板、深鍋都不可碰撞或掉落。




## DURING OPERATION / 使用中

### CAUTIONS! / 注意

While operating or right-after use, do not touch high-temperature parts.

使用中或剛用鍋，請勿觸摸高溫部。

- High-temperature may cause burns.
- 否則容易造成燙傷。



- Corrugated-plate, Deep-Pan, Handle, Lid, Heater Heat-insulating board are hot. Be careful of burns.
- 波形鐵板、深鍋、蓋子隔熱板、加熱板等都會變熱要小心避免燙傷。

Do not leave the turner in the pan during heating.

鏟子請勿放置鍋中。

- It will cause deformation of the turner.
- 以免鏟子變形。

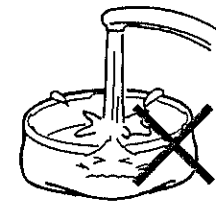
## AFTER OPERATION / 使用後

### WARNINGS! / 警告

Do not immerse Main Body in water or spray water on it.

不可沖水或泡水。

- May cause Short-Circuit or Electrification.
- 否則會造成觸電、短路。



Do not wash the entire body.

不可沖洗。


- Do not wash Main Body or let water enter bottom of Main Body. May cause Short-Circuit, Electrifications.
- 鍋體內部或底部若是進水，容易造成短路、故障。

### CAUTIONS! / 注意

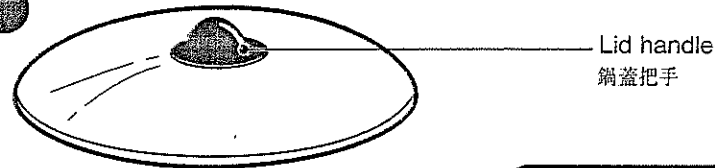
When unplugging, do not pull by cord but hold to plug-socket to unplug.

請手執插頭拔掉電線。

- Otherwise, Short-Circuit, Electrifications or Spark may be caused.
- 以免造成觸電、短路、冒出火花等。



Lid / 蓋子

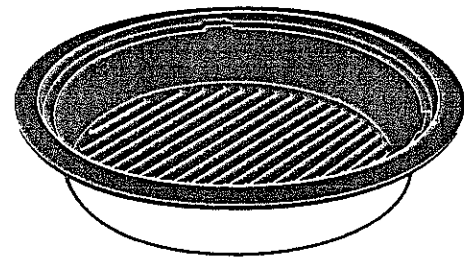


Lid handle  
鍋蓋把手

Corrugated-Plate / 波形鐵板

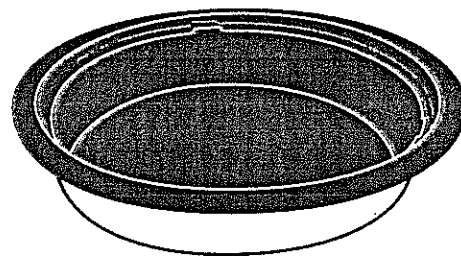
CPK-D only

Coated with fluorocarbon resin.  
● 表面皆施有弗樹脂加工

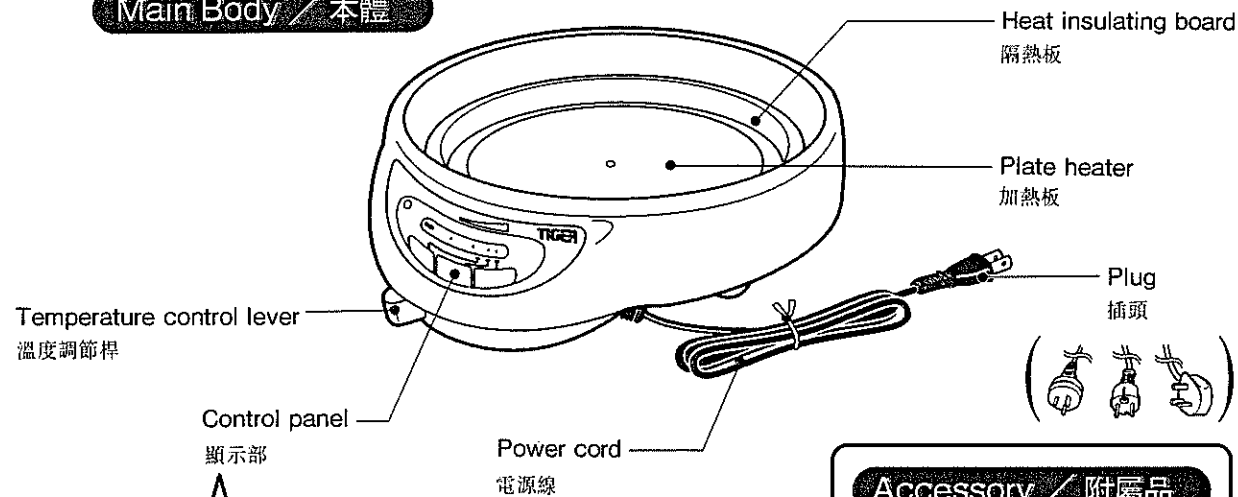


Deep-Pan / 深鍋

Coated with fluorocarbon resin.  
● 表面皆施有弗樹脂加工



Main Body / 本體



Temperature control lever  
溫度調節桿

Control panel  
顯示部

Power cord  
電源線

Heat insulating board  
隔熱板

Plate heater  
加熱板

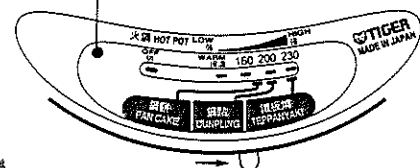
Plug  
插頭

Control panel / 顯示部

Pilot lamp  
指示燈

Light is on or off during operation depending on the heater temperature.

● 使用中因溫度調節作用而閃爍。



Accessory / 附屬品

Turner  
鏟子

※ Contact the TIGER products shop where you bought your Grill Pan for additional turners.  
※ 欲追加時請向虎牌門市洽購。

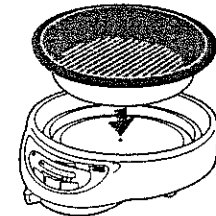
- Before using, read "IMPORTANT SAFEGUARDS" and "PRECAUTIONS AND REQUESTS".  
When using appliance for the first time, some smoke and smell may be evident but this is not malfunction.
- 初次使用時可能會冒煙及產生異味，這並非故障現象。

BEFORE COOKING / 烹調開始前

1 SET DEEP-PAN OR CORRUGATED-PLATE ON MAIN BODY  
將波形鐵板、深鍋置入鍋體。

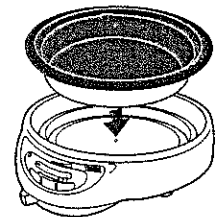
When using Corrugated-Plate / 使用波形鐵板時

- Corrugated-Plate will cook soft juicy steak.
- Do not use Corrugated-Plate for Steam Boatdishes.
- 用波形鐵板烤肉、烤牛排，口感佳且相當味美。
- 波形鐵板只用於煎、烤用，請勿當火鍋使用。



When using Deep-Pan / 使用深鍋時

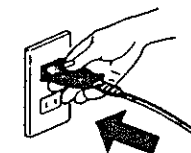
- Deep-Pan is most adequate for Steam Boat dishes and Sukiyaki.
- 深鍋適用於煮火鍋、湯類。



- Never use Deep-Pan and Corrugated-Plate set on top of each other.
- Wipe off all water drops on attachments and heater with a dry cloth.
- Make sure the Deep-Pan or Corrugated-Plate is loose or slanted against the Main Body.
- The Deep-Pan and Corrugated-Plate may not be in uniform color, but it will not cause any qualitative problem for use.
- 請避免一次同時使用波形鐵板和深鍋。
- 置入鍋體前，要用乾布將波形鐵板、深鍋，加熱板上的異物及水滴擦淨。
- 放入後，要確認波形鐵板、深鍋是否放正，若沒放正，則無法加熱。
- 波形鐵板、深鍋或有斑剝現象，並無損使用品質。

2 PLUG IN  
插上插頭。

Insert the plug into the outlet firmly.  
手執插頭，插入插座到底。



- Do not plug into outlet, without the Deep-Pan or Corrugated-Plate.
- 未放入波形鐵板、深鍋前，絕對不可通上電。

## TO USE GRILL / 燒烤時

### 1 DEPENDING ON MENU, SELECT CORRUGATED-PLATE OR DEEP-PAN AND PREHEAT.

因應烹烤的種類，選擇波形鐵板或深鍋。

Set the temperature control lever to the position that indicates the suitable temperature of your desire.  
視料理的需要將溫度調節桿滑動到適當位置。

- The pilot lamp turns on to indicate set temperature is ready.
- 指示燈亮起。

<Approximate temperatures / 各顯示數字的大致溫度 >

Indication / 顯示	WARM / 保溫	160	200	230
Approx. temperature / 大致溫度	80°C	160°C	200°C	230°C

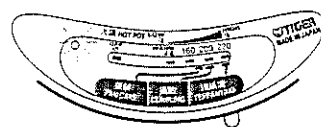
### 2 START COOKING / 烹調開始。

Start cooking when the pilot lamp turn on, indicating the pan has been heated to the proper temperature.  
指示燈熄滅後即開始烹煮。

<Example / 標準 >

If the pan is set to 230 and unlidded the lamp will turn off in about 10 minutes.  
將調節桿撥在230的顯示位置時，若不蓋鍋蓋，約10分鐘可達適當溫度。

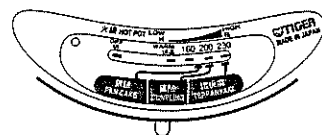
- The pilot lamp may turn on and off during operation.
- 指示燈閃爍。



## TO KEEP WARM / 保溫時

Set the lever to warm position.  
將溫度調節桿撥到「保溫」位置。

- Food will get dry and lose flavor if kept hot too long.
- 若長時間保溫，食物將變乾而失卻原有的風味。



## TO USE PAN / 煮火鍋時

### 1 SET DEEP-PAN ON BODY, POUR THE WATER OR SOUP INTO THE PAN AND USE THE LID TO COVER PAN.

放入深鍋，加入水或高湯、蓋鍋蓋。

### 2 SET LEVER / 調整溫度調節桿。

Set the temperature control lever to the "HIGH" position.  
● The pilot lamp turns on when desired temperature is ready.  
將溫度調節桿調到「強」的位置。 ● 指示燈亮起。

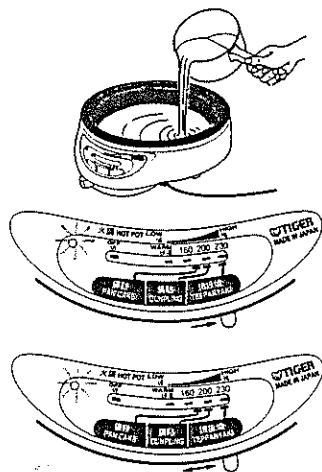
### 3 START COOKING / 烹調開始。

Put ingredients into the pan when water/soup is boiling. Set temperature control lever suitable for boiling condition.

沸騰後加入材料。依據烹煮狀態以溫度調節桿調整火力。

- Be careful not to make the pan boil over. It will cause breakdown.

- The pilot lamp may turn on and off during operation.
- 指示燈閃爍。
- This shows the thermostat is working normally.
- 請小心溢出，以免造成故障。




## WHEN COOKING IN A HURRY, USE THE GAS HEATER FOR ASSISTANCE


時間急迫時請使用瓦斯爐。

When cooking in a hurry, use the Grill Pan after you prepare for cooking with gas heater directly.

若時間較趕，請將內鍋直接放置在瓦斯爐上，預先煮鍋後再使用。



- Never apply Main Body onto gas heater. Plastic will burn which is dangerous.
- When moving Deep-Pan from gas heater, always wear mittens. Direct holding may cause burns.
- Always apply Deep-Pan on the center of gas heater.
- Do not cook Deep-Pan empty. The pan fluorocarbon resin may damage.
- Do not use the gas heater without any content in pan.
- 本體絕不可放置在瓦斯爐上，以免塑膠燃燒而造成危險。
- 當移動瓦斯爐上的深鍋時，請必定使用手套等。否則容易造成燙傷。
- 內鍋以瓦斯爐加熱時請務必置於中央。
- 內鍋若空燒將會變形或使氟樹脂加工面受傷，應絕對避免。
- 請勿煮火鍋以外的用途使用瓦斯爐。



## CAUTIONS / 注意

Never touch high-temperature surface while using or right after usage.

- High-temperature may cause burns.

使用中或剛使用過後請勿觸摸高溫部位。

- 由於溫度很高，因此可能造成燙傷。



## WHEN TO USE LID / 鍋蓋的使用方式

- Use the lid for frying dumplings, hamburgers, fried eggs or other fried or steamed foods to obtain faster and softer cooking.
- Use the lid to prevent oil from splattering onto table.
- Be careful of steam spurt when you remove the lid.
- Do not place the heated lid on a table. It may leave marks.
- 煎餃、漢堡、荷包蛋等蒸、烤類的料理，使用鍋蓋會更快煮好。
- 使用鍋蓋亦可避免熱油飛濺。
- 蒸、烤的料理，在打開鍋蓋時，熱蒸汽會噴飛出來，要小心避免燙傷。
- 熱鍋蓋請勿放置在塑膠桌布或桌面上，以免留下燙痕。



## AFTER COOKING / 使用後

Slide the lever back to "OFF", and unplug cord.

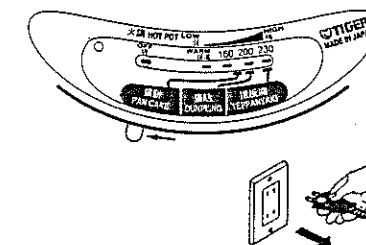
將溫度調節桿挪至「切」處，拔掉插頭。

## CAUTIONS / 注意

When unplugging, always hold plug and never pull from power-cord.

- Otherwise, may cause Short-Circuit, Electrifications, and Sparks.
- 請手執插頭拔掉插頭，不可拉扯電線拔插頭。
- 否則容易造成短路、觸電等。

- Clean all parts as soon as possible.
- 使用後，菜餚不宜久置，請儘快清理鍋子。



- Clean each time after its use, as soon as the pan and heater are cool.
- Always unplug the cord before you start cleaning.
- Do not use a metallic scourer, polishing powder or benzine.
- Use a synthetic detergent designed for washing dishes and kitchen utensiles.
- Never wash the entire Main Body.

- 拔下插頭，等加熱板冷卻之後再清潔。
- 請使用廚房專用清潔劑。
- 請勿使用石油溶劑、金屬刷、尼龍刷、漂白劑等。
- 絕對不可沖洗，以免造成故障。

## CORRUGATED-PLATE, DEEP-PAN / 波形鐵板、深鍋

- After each usage, wipe-up seasoning and burnt with a soft tissue/papernapkin while it is still warm.
  - Remove plate/pan from Main Body and wash using sponge soaked in detergents.
  - After dried, put a thin layer of salad-oil on pan.
  - 使用後，趁還溫熱之際，用溫巾擦淨調味料殘漬、鍋巴等。
  - 取出鐵板或深鍋，用沾有清潔劑的海棉洗。
  - 洗後擦乾水份，待全乾之後，再塗上薄薄一層沙拉油。
- ※ When you have used the pan for a long period, the surface may be discolored by the cooking oil. This will not however, cause any trouble during futher usage.
- ※ 波形鐵板、深鍋經長久使用後，會受調理油影響，造成表面變色，但並不會影響使用的品質。



## MAIN BODY / 本體

- Wipe off spattered oil or any pieces of food on the Main Body with damp dishcloth.
- If a piece of food on heater cannot be wiped off, rub lightly with moistened sandpaper(around grit No. 320) and then wipe off with damp dishcloth.
- Remove any piece of food fallen in the space between the heat resisting board and the body by tilting the body.
- 用溼乾的布擦淨。
- 臟污不易擦掉時，請用市售的塗中輕輕擦拭乾淨。
- 食物掉落在隔熱板與鍋體間，可將鍋體傾斜倒出。

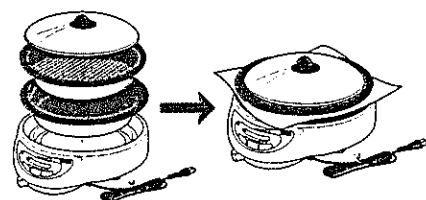
## WARNINGS / 警告

- Never immerse Main Body in water; Never spray water on it.
- May cause Short-Circuit or Electrifications.
- 不可沖水或泡水。
- 否則會造成觸電、短路。

## LID AND TURNER / 蓋子、鏟子

- Wash lid and turner with a soft dishcloth or sponge container detergent solution. Rinse and dry thoroughly.
- 用沾有清潔劑的海棉洗。洗淨清潔劑後，充份晾乾。

## STORAGE METHOD / 收置的方法



- Can be stored compactly by stacking.
- 可相互疊放。

To avoid damage of fluorocarbon resin surface on Corrugated-Plate and Deep-Pan, place a layer of paper between Plate and Pan when a slacking for storage.

疊放時，請放置隔離紙保護，以免損傷波形鐵板、深鍋的樹脂表面。

## WARNINGS / 警告

Never reform/reconstruct it. Never decompose or repair unless you are a qualified technician. May cause Fire or Electrification. Contact your dealer or salesman for repairing.

除非是修理人員，否則請勿分解或修理，以免造成出火或故障，導致意外傷害。

- When thought-to-be Malfunctioning, try the following items for inspection and self diagnosis.
- 經檢查下列事項後，依舊不能恢復原狀時，請洽原購商店。

In such case / 這種情況	Inspection and treatment / 檢查與處理
<p>The Deep-Pan or Corrugated-Plate won't heat-up</p> <p>波形鐵板、深鍋的溫度無法上升。</p>	<ul style="list-style-type: none"> <li>● Make sure the cord is plugged into the outlet firmly.</li> <li>● Make sure the temperature control lever is not set to "OFF".</li> <li>● Make sure the Deep-Pan or Corrugated-Plate is set on Main Body firmly(not slanted)</li> <li>● Make sure the bottom of pan and plate heater are free from any foreign matter (pieces of food).</li> <li>● Make sure the outlet works. (Try connection to another outlet.)</li> <li>● 插頭是否從插頭孔上脫落了。</li> <li>● 溫度調節桿是否調至「切」狀態。</li> <li>● 波形鐵板、深鍋是否未正確放置。(波形鐵板、深鍋是否傾斜)</li> <li>● 波形鐵板、深鍋裏面，加熱器是否有異物附著。</li> <li>● 插座是否正常。 (請在其它插座上測試看看)</li> </ul>
<p>Clicking sound arises during operation.</p> <p>使用中，會有聲音</p>	<ul style="list-style-type: none"> <li>● This sound is produced by thermal expansion of the heater and should not cause any trouble.</li> <li>● 此為加熱器膨脹所發出的聲音，非屬故障。</li> </ul>